

### Sequence of Events for Properties Required To Comply With Forest Conservation Plans, Exemptions from Submitting Forest Conservation Plans, and Tree Save Plans

The property owner is responsible for ensuring all tree protection measures are performed in accordance with the approved final forest conservation plan or tree save plan, and as modified in the field by a Planning Department Forest Conservation Inspector. The measures must meet or exceed the most recent standards published by the American National Standards Institute (ANSI A300).

#### Pre-Construction

- An on-site pre-construction meeting is required after the limits of disturbance have been staked and flagged and before any land disturbance.
- The property owner must arrange for the meeting and the following people must participate at the preconstruction meeting: the property owner or their representative, construction superintendent, International Society of Arboriculture (ISA) certified arborist/MD Licensed Tree Expert (representing owner) that will implement the tree protection measures, The Planning Department Forest Conservation Inspector, and Montgomery County Department of Permitting Services (DPS) Sediment Control Inspector. The purpose of this meeting is verify the limits of disturbance and discuss specific tree protection and tree care measures shown on the approved plan. No land disturbance shall begin before tree protection and stress-reduction measures have been implemented and approved by the Planning Department's Forest Conservation Inspector.
  - Typical tree protection devices include:
    - Chain link fence (four feet high)
    - Super silt fence with wire strung between the support poles (minimum 4 feet high) with high visibility flagging.
    - 14 gauge 2 inch x 4 inch welded wire fencing supported by steel T-bar posts (minimum 4 feet high) with high visibility flagging.
  - Typical stress reduction measures may include, but are not limited to:
    - Root pruning with a root cutter or vibratory plow designed for that purpose. Trenchers are not allowed, unless approved by the Forest Conservation Inspector
    - Crown Reduction or pruning
    - Watering
    - Fertilizing
    - Vertical mulching
    - Root aeration systems
- Maryland Licensed Tree expert must perform, or directly supervise, the implementation of all stress reduction measures. Documentation of the process (including photographs)

Page 1 of 3

February 2017

- may be required by the Forest Conservation Inspector, and will be determined at the preconstruction meeting.
- Temporary protection devices must be installed per the approved Forest Conservation Plan, Exemption Plan, or Tree Save Plan and prior to any land disturbance. The Forest Conservation Inspector, in coordination with the DPS Sediment Control Inspector, may make field adjustments to increase the survivability of trees and forest shown as saved on the approved plan.

- Tree protection fencing must be installed and maintained by the property owner for the duration of construction project and must not be altered without prior approval from the Forest Conservation Inspector. All construction activity within protected tree and forest areas is prohibited. This includes the following activities:
  - Parking or driving equipment, machinery, or vehicles of any type.
  - Storage of any construction materials, equipment, stockpiling, fill, debris, etc.
  - Dumping or any chemicals (i.e., paint thinner), mortar or concrete remainder, trash, garbage, or debris of any kind.
  - Felling of trees into a protected area.
  - Trenching or grading for utilities, irrigation, drainage, etc.
- Forest and tree protection signs must be installed as required by the Forest Conservation Inspector. The signs must be waterproof and wording provided in both English and Spanish.

#### During Construction

- Periodic inspections will be made by the Forest Conservation Inspector. Corrections and repairs to all tree protection devices must be completed within the timeframe given by the Inspector.
- The property owner must immediately notify the Forest Conservation Inspector of any damage to trees, forests, understory, ground cover, and any other undisturbed areas shown on the approved plan. Remedial actions, and the relative timeframes to restore these areas, will be determined by the Forest Conservation Inspector.

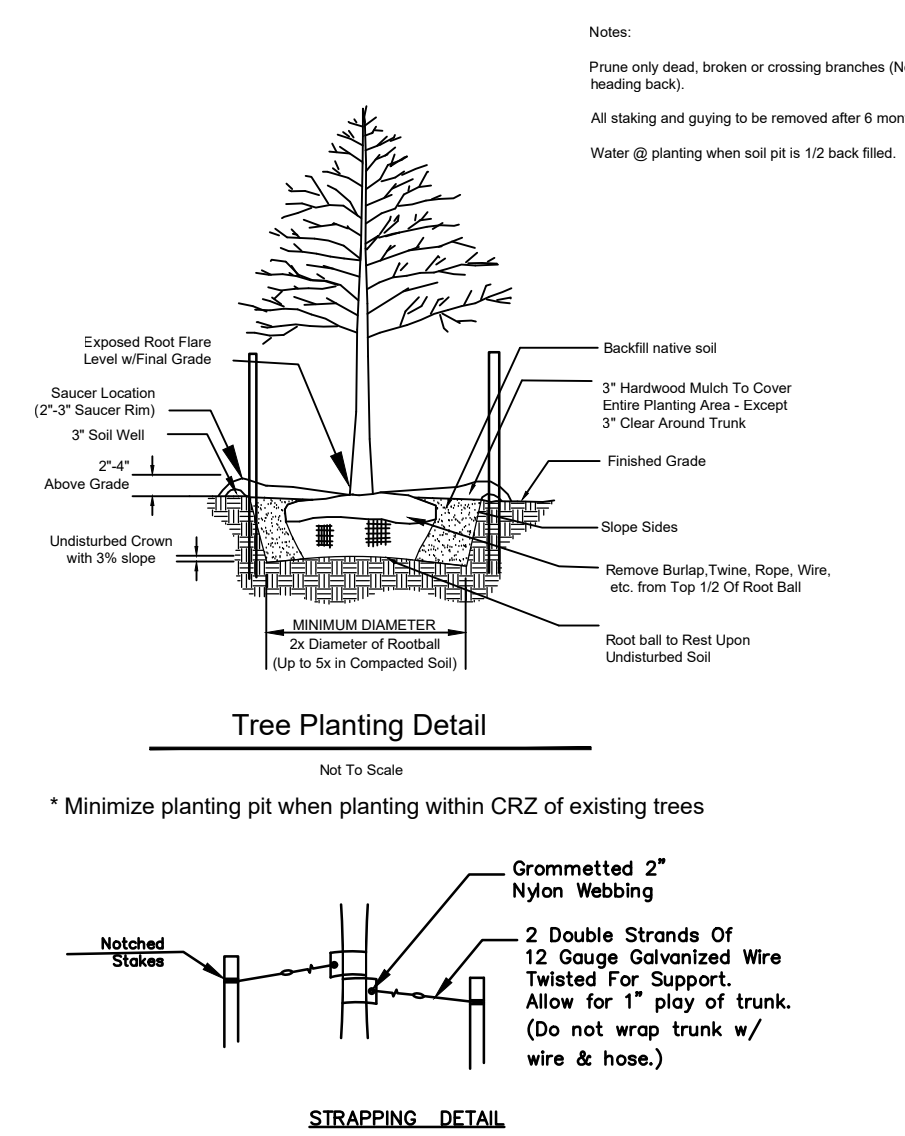
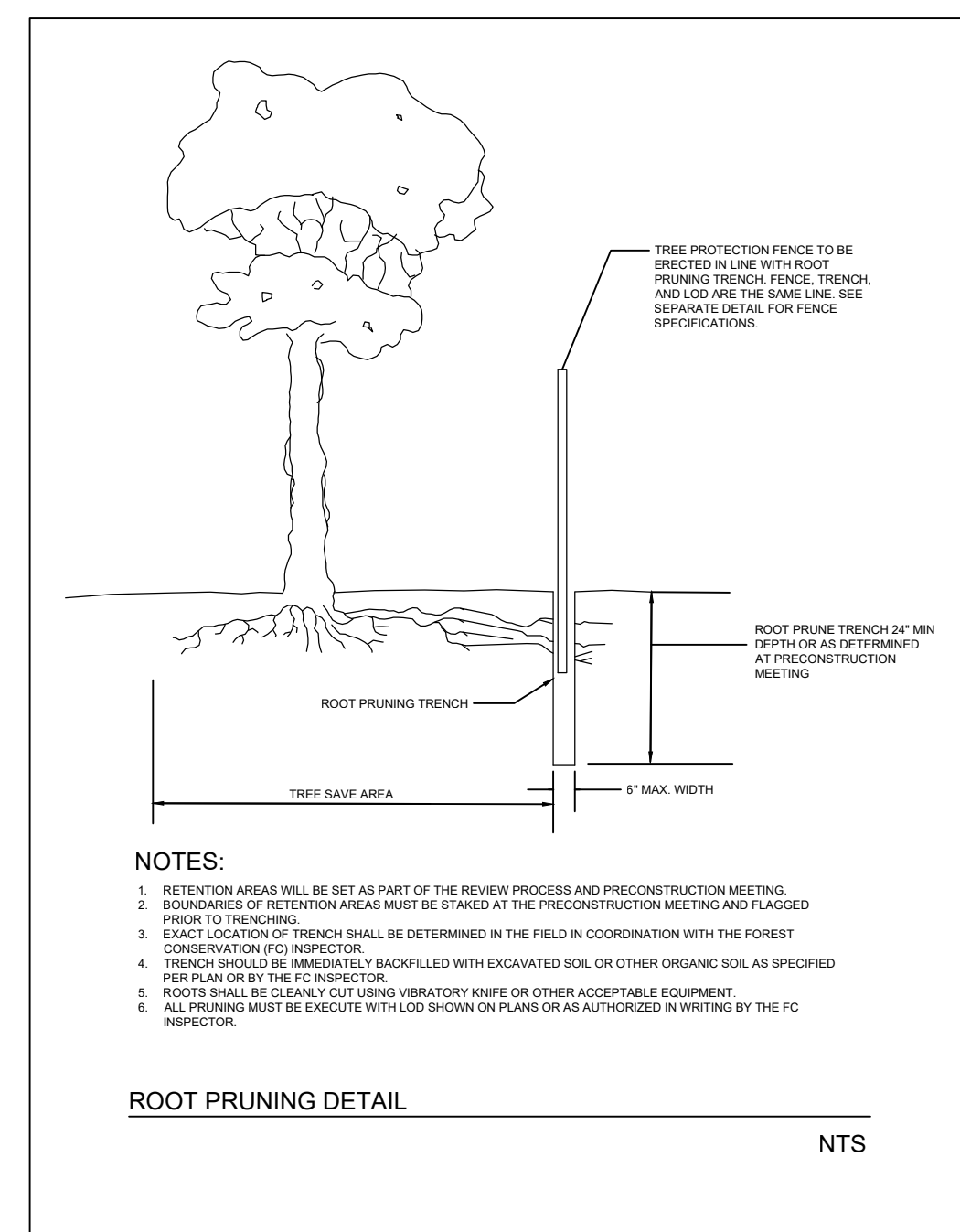
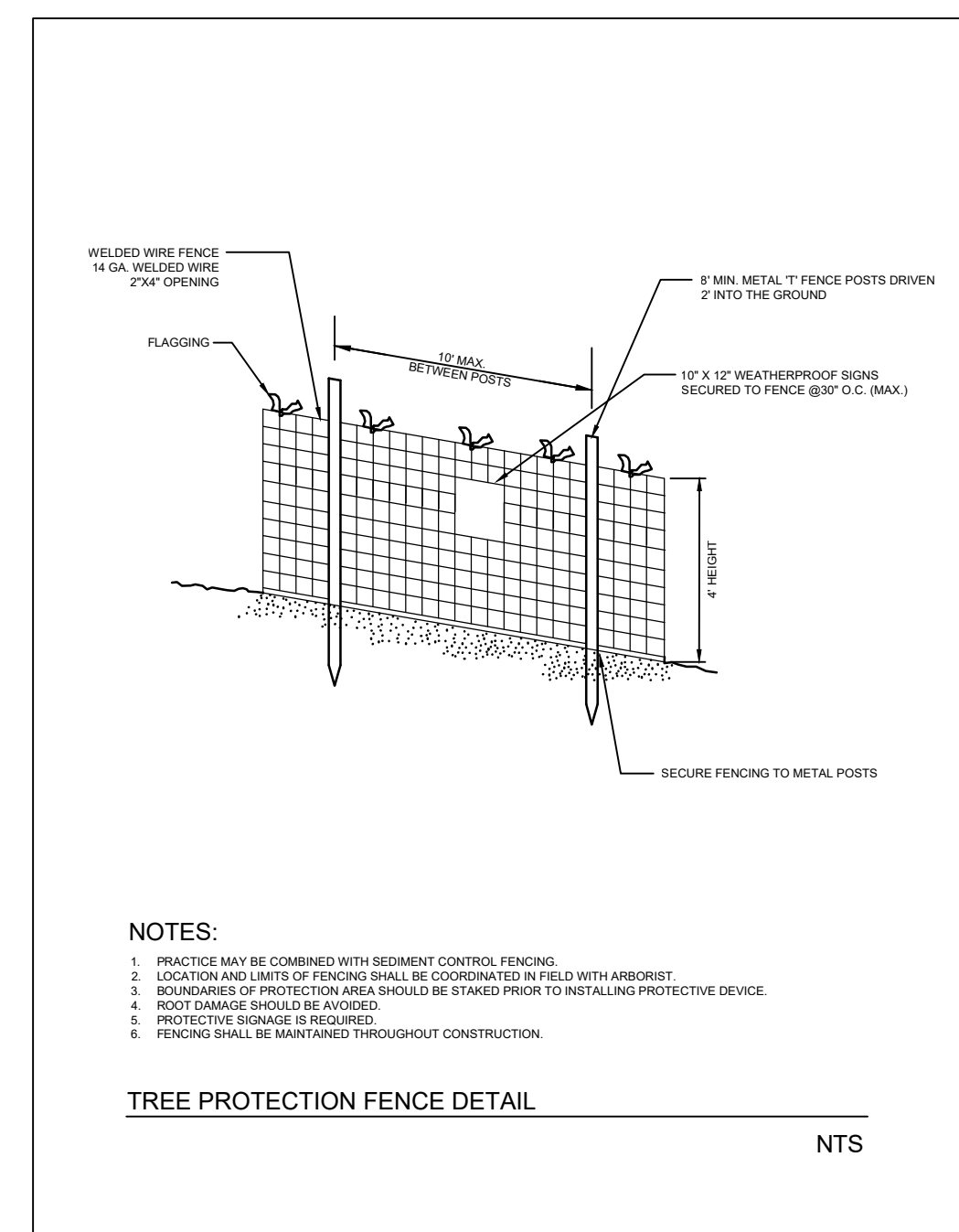
#### Post-Construction

- After construction is completed, but before tree protection devices have been removed, the property owner must request a final inspection with the Forest Conservation Inspector. At the final inspection, the Forest Conservation Inspector may require additional corrective measures, which may include:
  - Removal, and possible replacement, of dead, dying, or hazardous trees
  - Pruning of dead or declining limbs
  - Soil aeration
  - Fertilization
  - Watering

- Wound repair
  - Clean up of retention areas, including trash removal
- After the final inspection and completion of all corrective measures the Forest Conservation Inspector will request all temporary tree and forest protection devices be removed from the site. Removal of tree protection devices that also operate for erosion and sediment control must be coordinated with both DPS and the Forest Conservation Inspector. No additional grading, sodding, or burial may take place after the tree protection fencing is removed.
  - Long-term protection measures, including permanent signage, must be installed per the approved plan. Installation will occur at the appropriate time during the construction project. Refer to the approved plan drawing for the long-term protection measures to be installed.

Page 3 of 3

February 2017



#### INSPECTIONS

All field inspections must be requested by the applicant

Field Inspections must be conducted as follows:

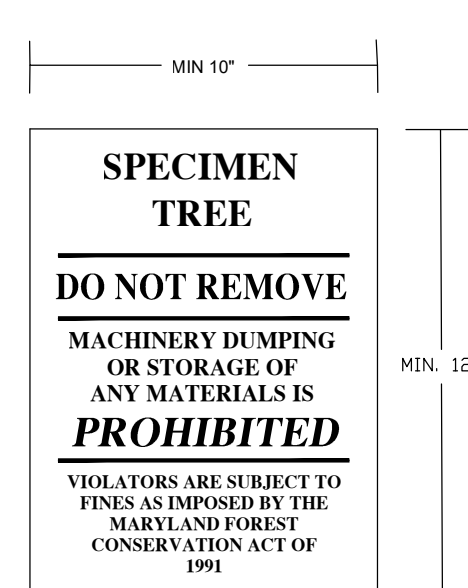
#### Tree Save Plans and Forest Conservation Plans without Planting Requirements

- After the limits of disturbance have been staked and flagged, but before any clearing or grading begins
- After necessary stress reduction measures have been completed and protection measures have been installed, but before any clearing and grading begins
- After completion of all construction activities, but before removal of tree protection fencing, to determine the level of compliance with the provision of the forest conservation.

#### Additional Requirements for Plans with Planting Requirements

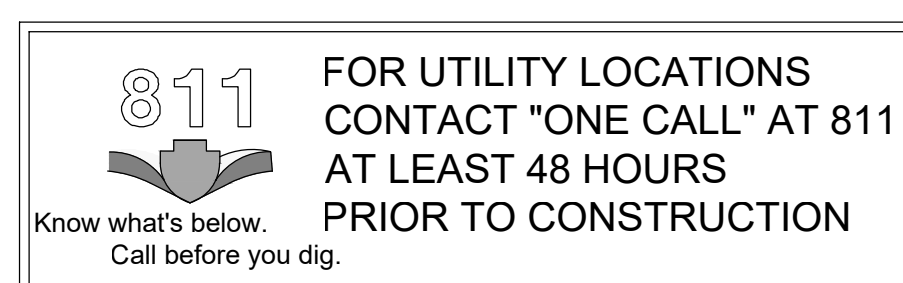
- Before the start of any required reforestation and afforestation planting
- After the required reforestation and afforestation planting has been completed to verify that the planting is acceptable and prior to the start the maintenance period
- At the end of the maintenance period to determine the level of compliance with the provisions of the planting plan, and if appropriate, release of the performance bond.

#### Temporary Signage



**NOTE:**

- Attachment of signs to trees is prohibited. Signs to be attached only to temporary tree protection fence as shown in fence detail.
- Signs should be properly maintained.
- Avoid injury to roots when placing posts for the signs.
- Signs should be removed in a timely manner to all construction personnel from all directions.



#### DEVELOPER'S CERTIFICATE

The Undersigned agrees to execute all the features of the Approved Final Forest Conservation Plan No. 820200030, including financial bonding, forest planting, maintenance and all other applicable agreements.

Developer's Name: Lidl US, LLC Company Connor Bevans Contact Person

Address: 3500 S Clark Street, Arlington, VA 22202

Phone: (703) 424-6741

Email: [connor.bevans@lidl.us](mailto:connor.bevans@lidl.us)

Signature: \_\_\_\_\_

#### REVISIONS

NO.	DESCRIPTION	DATE

TAX MAP F141 WSSC 228RW10

PLAT 9561

9TH ELECTION DISTRICT  
MONTGOMERY COUNTY  
MARYLAND

PARCEL 3C, LOT 27, &  
LOTS 29-36  
MONTGOMERY VILLAGE  
WHETSTONE  
PROFESSIONAL CENTER

PROJ. MGR PGL

DRAWN BY FCJ

SCALE 1"= 30'

DATE 08.13.2019

FINAL FOREST  
CONSERVATION PLAN

L1.02

PROJECT NO. 18.291.11

SHEET NO. 2 OF 2