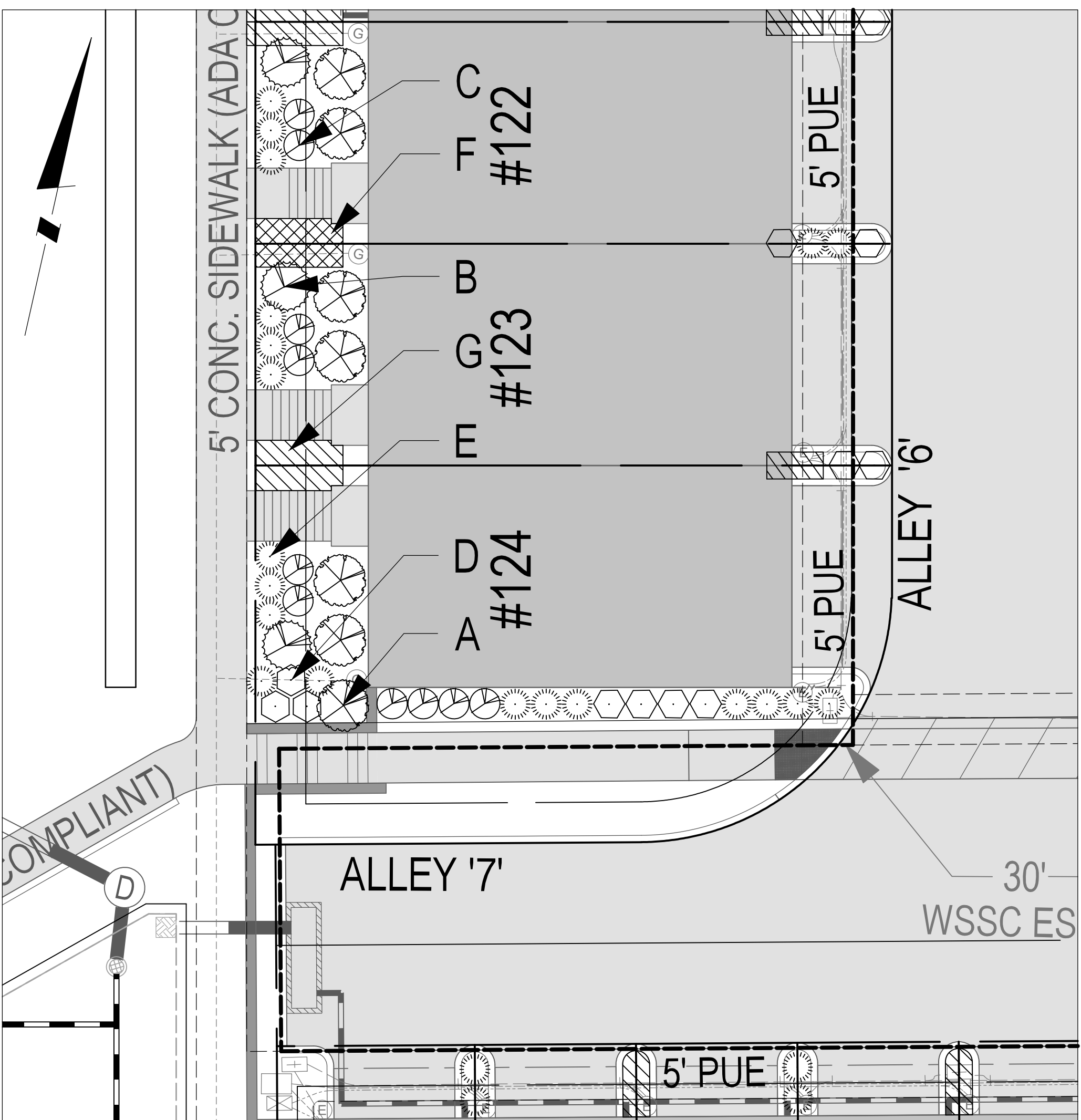


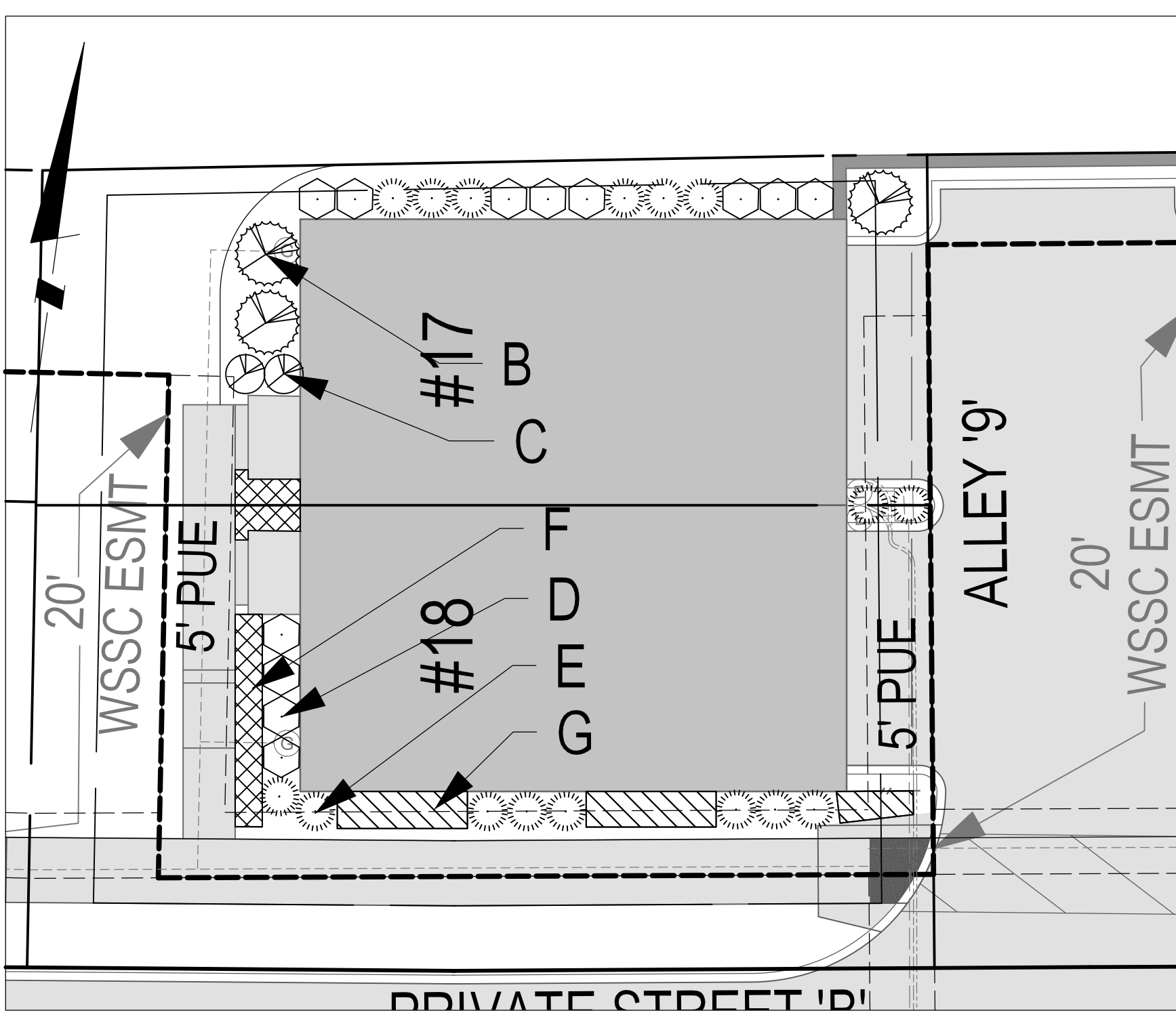
The original of this drawing document was prepared by Soltesz, Inc. (SOLTESZ). This document was not obtained directly from SOLTESZ, Inc. (SOLTESZ). SOLTESZ, Inc. (SOLTESZ) cannot guarantee the accuracy of any information that has been transmitted by electronic means.

**PLANNING DEPARTMENT USE ONLY (E-PLANS)**

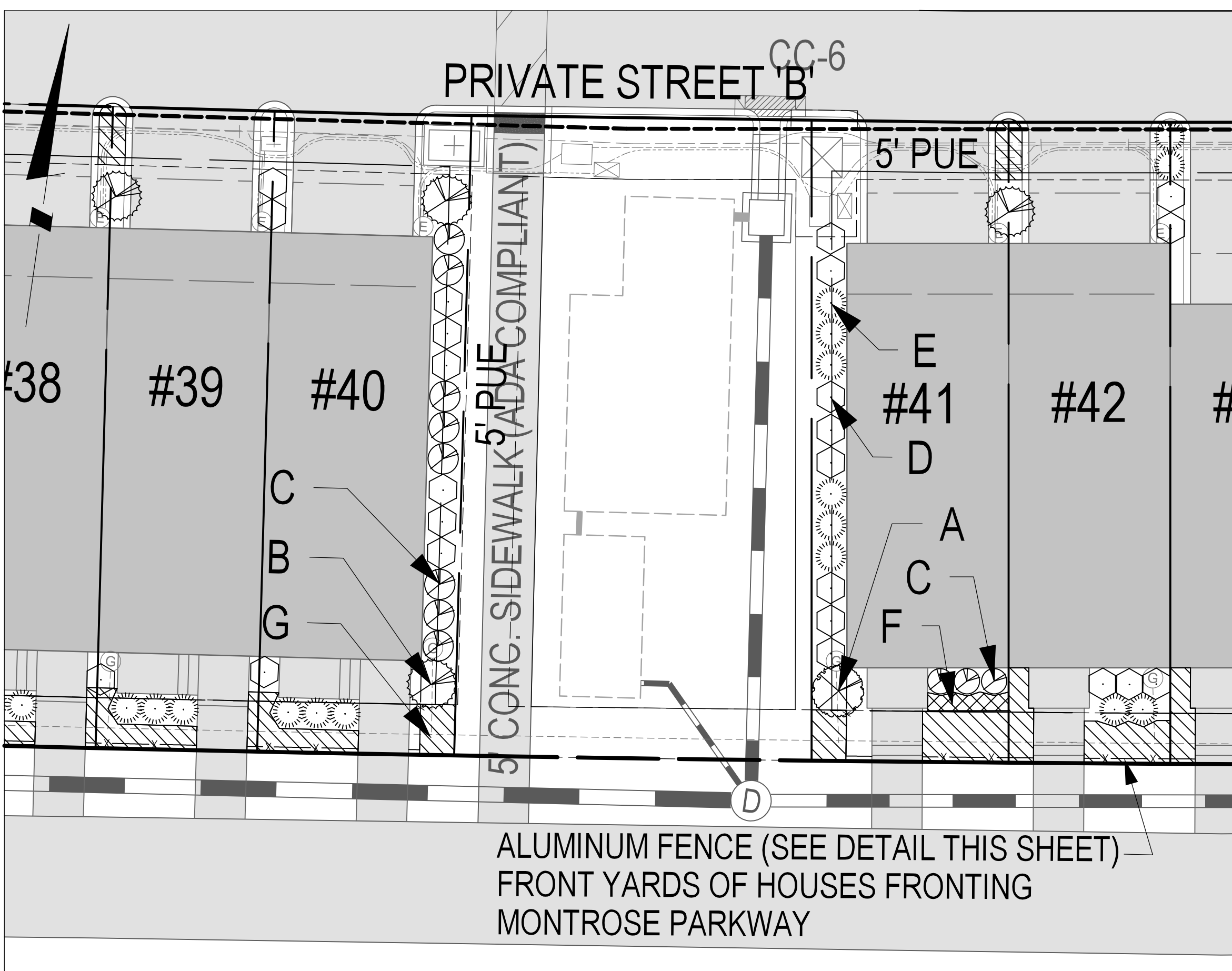


**22' TOWNHOME UNITS IN STICKS**  
EXCLUDES 22' UNITS ON PRIVATE STREET B  
1" = 10'

INDIVIDUAL LOT PLANT SCHEDULE FOR TOWNHOMES						
SYM	KEY	BOTANICAL NAME	COMMON NAME	SIZE (INITIAL)	TYPE	REMARK
<b>LARGE FLOWERING SHRUB</b>						
A	A	<i>Hydrangea paniculata</i>	PeeGee Hydrangea	30"-36" Ht.	#6 Cont.	Full-sun to Part-shade
		<i>Rhododendron catawbiense 'Grandiflorum'</i>	Grandiflorum Catawba Rhododendron	30"-36" Ht.	#6 Cont.	Full-sun to Part-shade
		<i>Viburnum x burkwoodii 'Mahawk'</i>	Burkwood Viburnum	30"-36" Ht.	#6 Cont.	Full-sun to Part-shade
		<i>Viburnum carlesii</i>	Korean Spice Viburnum	30"-36" Ht.	#6 Cont.	Full-sun to Part-shade
<b>LARGE EVERGREEN SHRUB</b>						
B	B	<i>Ilex x 'RutHoli' P.P.#23,905</i>	Emerald Colonnade® Holly	30"-36" Ht.	#6 Cont.	Full-sun
		<i>Photinia x Fraseri</i>	Fraser's Photinia	30"-36" Ht.	#6 Cont.	Full-sun
		<i>Prunus laurocerasus 'Schipkaensis'</i>	Schipka Cherry Laurel	30"-36" Ht.	#6 Cont.	Part-sun to Part-shade
<b>SMALL FLOWERING SHRUB</b>						
C	C	<i>Abelia x grandiflora 'Edward Goucher'</i>	Pink Abelia	24"-30" Ht.	#3 Cont.	Full-sun
		<i>Forsythia 'Arnold Dwarf'</i>	Forsythia	24"-30" Ht.	#3 Cont.	Full-sun to Part-shade
		<i>Itea virginica 'Sprich (Little Henry™)'</i>	Virginia Sweetspire	24"-30" Ht.	#3 Cont.	Full-sun to Part-shade
		<i>Spiraea nipponica 'Snowmound'</i>	Japanese Spiraea	24"-30" Ht.	#3 Cont.	Full-sun to Part-shade
<b>SMALL EVERGREEN SHRUB</b>						
D	D	<i>Ilex crenata 'Compacta'</i>	Compact Japanese Holly	24"-30" Ht.	#3 Cont.	Full-sun
		<i>Ilex glabra 'Compacta'</i>	Compact Inkberry Holly	24"-30" Ht.	#3 Cont.	Full-sun to Part-shade
		<i>Picea glauca 'Conica'</i>	Dwarf Alberta Spruce	24"-30" Ht.	#3 Cont.	Full-sun
		<i>Buxus microphylla 'Faulkner'</i>	Littleleaf Boxwood	24"-30" Ht.	#3 Cont.	Part-sun to Full-shade
<b>GRASSES AND PERENNIALS</b>						
E	E	<i>Echinacea purpurea</i>	Purple Coneflower	12" Ht.	1 Gal.	Full-sun
		<i>Festuca glauca 'Elijah Blue'</i>	Elijah Blue Fescue	6" Ht.	1 Gal.	Full-sun
		<i>Hemerocallis 'Stella D'Oro'</i>	Stella D' Oro Daylily	12" Ht.	Top Size Bulb	Full-sun to Part-shade
		<i>Calamagrostis x acutiflora 'Karl Foerster'</i>	Feather Reed Grass	18" Ht.	2 Gal.	Full-sun to Part-shade
		<i>Pennisetum alopecuroides 'Little Bunny'</i>	Little Bunny Dwarf Fountain Grass	15" Ht.	2 Gal.	Full-sun
		<i>Liriope muscari 'Variegata'</i>	Lilyturf	6" Ht.	1 Gal.	Full-sun to Full-shade
		<i>Rudbeckia fulgida 'Goldsturm'</i>	Goldsturm Black Eyed Susan	15" Ht.	1 Gal.	Full-sun
		<b>SHRUBBY GROUND COVER</b>				
F	F	<i>Juniperus horizontalis 'Blue Chip'</i>	Blue Chip Juniper	6" Ht.	2 Gal.	Full-sun
		<i>Juniperus conferta 'Blue Pacific'</i>	Blue Pacific Shore Juniper	6" Ht.	2 Gal.	Full-sun
<b>PERENNIAL GROUND COVER</b>						
G	G	<i>Ajuga reptans 'Barquandy Glow'</i>	Carpet Bugle	4" Ht.	1 Qt.	Part-sun to Full-shade
		<i>Hypericum calycinum</i>	St. John's Wort	6" Ht.	1 Gal.	Full-sun to Part-shade
		<i>Pachysandra terminalis</i>	Pachysandra	4" Ht.	2.5" pot.	Full-sun to Part-shade

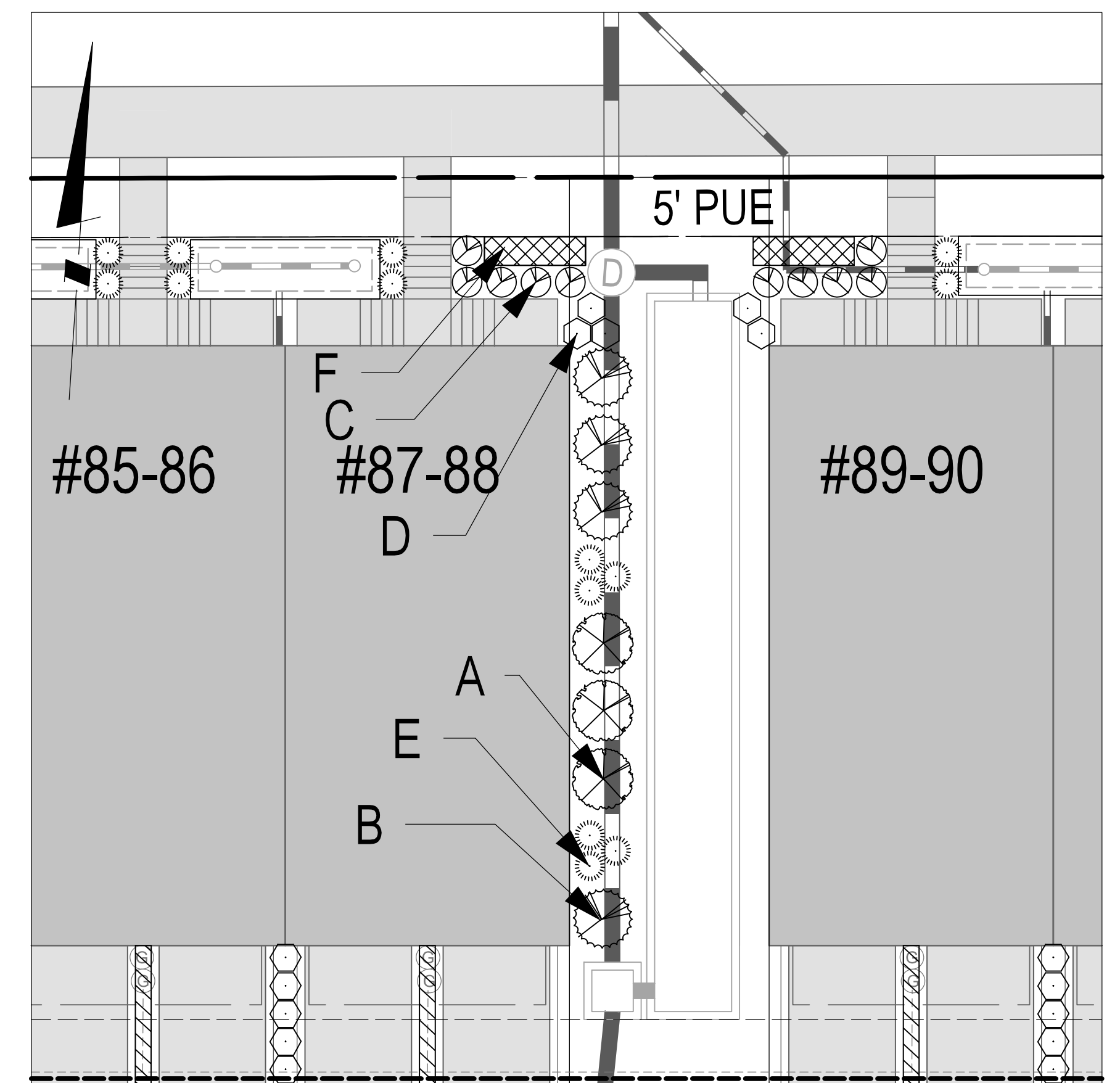


**22' TOWNHOME UNITS IN PAIRS**  
LOCATED ON PRIVATE STREET B  
NOTE: LANDSCAPING AT UNITS #23 AND #24 TO VARY FROM TYPICAL PLANTING. SEE SHEET L1.03 FOR PLANTING AT THESE UNITS.  
1" = 10'




**16' TOWNHOME UNITS**  
ALUMINUM FENCE (SEE DETAIL THIS SHEET)  
FRONT YARDS OF HOUSES FRONTING MONTROSE PARKWAY  
1" = 10'

INDIVIDUAL LOT PLANT SCHEDULE FOR 2 OVER 2 UNITS						
SYM	KEY	BOTANICAL NAME	COMMON NAME	SIZE (INITIAL)	TYPE	REMARK
<b>LARGE FLOWERING SHRUB</b>						
A	A	<i>Hydrangea paniculata</i>	PeeGee Hydrangea	30"-36" Ht.	#6 Cont.	Full-sun to Part-shade
		<i>Rhododendron catawbiense 'Grandiflorum'</i>	Grandiflorum Catawba Rhododendron	30"-36" Ht.	#6 Cont.	Full-sun to Part-shade
		<i>Hydrangea serrata 'Grayswood'</i>	Sawtooth Hydrangea	30"-36" Ht.	#6 Cont.	Part-sun to Full-shade
		<i>Viburnum carlesii</i>	Korean Spice Viburnum	30"-36" Ht.	#6 Cont.	Full-sun to Part-shade
<b>LARGE EVERGREEN SHRUB</b>						
B	B	<i>Chamaecyparis pisifera 'Golden Mops'</i>	Sawara Cypress	30"-36" Ht.	#6 Cont.	Full-sun to Part-shade
		<i>Taxus x media 'Densiflora'</i>	Dense Spreading Yew	30"-36" Ht.	#6 Cont.	Full-sun to Part-shade
		<i>Prunus laurocerasus 'Schipkaensis'</i>	Schipka Cherry Laurel	30"-36" Ht.	#6 Cont.	Part-sun to Part-shade
<b>SMALL FLOWERING SHRUB</b>						
C	C	<i>Forsythia 'Arnold Dwarf'</i>	Forsythia	24"-30" Ht.	#3 Cont.	Full-sun to Part-shade
		<i>Aronia arbutifolia 'Brilliantissima'</i>	Chokeberry	24"-30" Ht.	#3 Cont.	Full-sun to Part-shade
		<i>Itea virginica 'Sprich (Little Henry™)'</i>	Virginia Sweetspire	24"-30" Ht.	#3 Cont.	Full-sun to Part-shade
		<i>Spiraea nipponica 'Snowmound'</i>	Japanese Spiraea	24"-30" Ht.	#3 Cont.	Full-sun to Part-shade
<b>SMALL EVERGREEN SHRUB</b>						
D	D	<i>Leucothoe axillaris</i>	Coastal Doghobble	24"-30" Ht.	#3 Cont.	Part-shade
		<i>Ilex glabra 'Compacta'</i>	Compact Inkberry Holly	24"-30" Ht.	#3 Cont.	Full-sun to Part-shade
		<i>Rhododendron 'Hino-crimson'</i>	Evergreen Azalea	24"-30" Ht.	#3 Cont.	Part-shade
		<i>Buxus microphylla 'Faulkner'</i>	Littleleaf Boxwood	24"-30" Ht.	#3 Cont.	Part-sun to Full-shade
<b>GRASSES AND PERENNIALS</b>						
E	E	<i>Dryopteris erythrosora</i>	Autumn Fern	12" Ht.	1 Gal.	Part-sun to Full-shade
		<i>Hosta 'Blue Cadet'</i>	Hosta	6" Ht.	1 Gal.	Part-sun to Full-shade
		<i>Hemerocallis 'Stella D'Oro'</i>	Stella D' Oro Daylily	12" Ht.	Top Size Bulb	Full-sun to Part-shade
		<i>Liriope muscari 'Variegata'</i>	Lilyturf	18" Ht.	1 Gal.	Full-sun to Full-shade
		<i>Calamagrostis x acutiflora 'Karl Foerster'</i>	Feather Reed Grass	15" Ht.	2 Gal.	Full-sun to Part-shade
		<i>Heuchera villosa 'Night Watch'</i>	Giant Alumroot	9" Ht.	1 Gal.	Full-sun to Full-shade
		<i>Geranium 'Jason Bloom'</i>	Hardy Geranium	15" Ht.	2.5 Qt.	Part-sun to Part-shade
		<b>SHRUBBY GROUND COVER</b>				
F	F	<i>Sarcococca ruscifolia</i>	Sweet Box	6" Ht.	1 Gal.	Full-shade
		<i>Juniperus squamata 'Blue Star'</i>	Flaky Juniper	6" Ht.	2 Gal.	Full-sun to Part-shade
<b>PERENNIAL GROUND COVER</b>						
G	G	<i>Ajuga reptans 'Barquandy Glow'</i>	Carpet Bugle	4" Ht.	1 Qt.	Part-sun to Full-shade
		<i>Hypericum calycinum</i>	St. John's Wort	6" Ht.	1 Gal.	Full-sun to Part-shade
		<i>Pachysandra terminalis</i>	Pachysandra	4" Ht.	2.5" pot.	Full-sun to Part-shade



**2 OVER 2 UNITS**  
1" = 10'



**24" MAJESTIC 3-RAIL ALUMINUM FENCE WITH DECORATIVE CAPS (AEGIS MAJESTIC OR EQUIVALENT)**  
FRONT YARDS OF TOWNHOUSES FRONTING MONTROSE PARKWAY

**DEVELOPER'S CERTIFICATE**  
The undersigned agrees to execute all the features of the Plan Approval No. 820210080, including Approval Conditions, Development Program, and Landscape and Lighting Plan.  
Developer's Name: WILGUS-MONTROSE ASSOCIATES LLC  
Address: 7811 MONTROSE ROAD, SUITE 200, POTOMAC, MD 20854  
Phone: (240) 398-1500  
Signature: \_\_\_\_\_


**SOLTESZ, INC.**  
Rockville Lanham Waldorf Leonardtown Frederick Soltesz DC, LLC  
ROCKVILLE OFFICE  
2 Research Place, Suite 100  
Rockville, MD 20850  
P. 301.948.2750 F. 301.948.9067  
www.soltesz.com

NO.	DATE	REVISIONS	BY	DATE
DESIGNED:	DECEMBER 2020	CAO STANDARDS VERSION:	18 - NCS	
TECHNICIAN:	SAC	TECHNICIAN:	JCW	
CHECKED:		CHECKED:	KDL	

**MISS UTILITY NOTE**  
INFORMATION CONCERNING EXISTING UNDERGROUND UTILITIES WAS OBTAINED FROM AVAILABLE RECORDS. THE CONTRACTOR MUST DETERMINE THE EXACT LOCATION AND ELEVATION OF ALL EXISTING UTILITIES AND UTILITIES OR CROSSINGS BY ENGINEERING TEST FITS BY HAND, WELL IN ADVANCE OF THE START OF EXCAVATION. CONTACT "MISS UTILITY" AT 1-800-261-7777. 48 HOURS PRIOR TO THE START OF EXCAVATION. IF CLEARANCES ARE LESS THAN SHOWN ON THE PLAN OR TWELVE (12) INCHES, WHOEVER IS LESS, CONTACT THE ENGINEER AND THE UTILITY COMPANY BEFORE PROCEEDING WITH CONSTRUCTION. CLEARANCES LESS THAN NOTED MAY REQUIRE REVISIONS TO THIS PLAN.

**OWNER/DEVELOPER/APPLICANT**  
WILGUS-MONTROSE ASSOCIATES LLC  
7811 MONTROSE ROAD  
SUITE 200  
POTOMAC, MD 20854  
PHONE: (240) 398-1500  
ROCKING@WILCO.COM  
RICHARD COHEN

MAP	ADC	GRID	5285
TAX MAP	G0562	GRID	215 NW 06
WSSC 200' SHEET		SITE DATUM	HORIZONTAL: NAD83 VERTICAL: NAD83



**TYPICAL UNIT LANDSCAPE PLANS**  
**LANDSCAPE AND LIGHTING PLAN 820210080**  
**NORTH PARK AT MONTROSE (FORMERLY WILGUS TRACT)**  
ROCKVILLE (4TH) ELECTION DISTRICT, MONTGOMERY COUNTY, MARYLAND  
PROJECT NO. 1326-021