







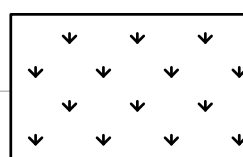
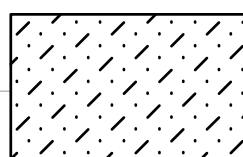


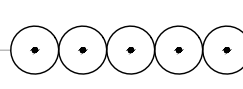
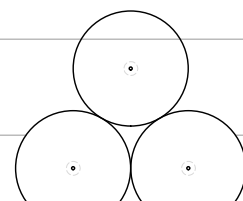
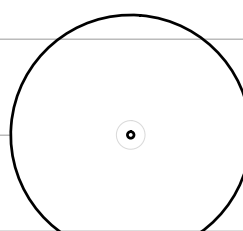


PLANNING DEPARTMENT USE ONLY (E-PLANS)

SITE FURNISHINGS	
	BENCH - MANUFACTURER: FORMS + SURFACES - MODEL: FLIGHT - SEE DETAIL A L4.2
	TRASH/RECYCLING RECEPTACLE - MANUFACTURER: FORMS + SURFACES - MODEL: APEX - SEE DETAIL B L4.2
	BICYCLE RACK - MANUFACTURER: FORMS + SURFACES - MODEL: CAPITOL BIKE RACK - SEE DETAIL C L4.2
	WOOD SEAT TOP - IPE WOOD SLATS W/ SS FRAME - SECURED TO CIP CONCRETE BIORETENTION WALL W/ CONCEALED FASTENERS
	BISTRO TABLE - MANUFACTURER: FORMS + SURFACES - TABLE MODEL: CROSS TABLE - CHAIR MODEL: VISTA CHAIR - SEE DETAIL E L4.2
	PLAZA TABLE - MANUFACTURER: LANDSCAPE FORMS - MODEL: CATENA TABLE, VISTA CHAIRS, EQUINOX UMBRELLA - SEE DETAIL F L4.2
	RAFT BENCH - MANUFACTURER: ID CREATED - MODEL: HARRIS ISOLA, CUSTOM CONFIGURATION - SEE DETAIL G L4.2
	ILLUMINATED GRAPHIC PANEL- MANUFACTURER: 3FORM - SEE DETAIL F L4.5

PLANTING SCHEDULE								
KEY	QTY.	UNIT	DESCRIPTION	COMMON NAME	SIZE	SPACING	CONDITION	NOTES
DECIDUOUS TREES								
AC RU	XXX	EACH	ACER RUBRUM 'OCTOBER GLORY'	RED MAPLE	3" CAL.	AS INDICATED	B&B	
BE NI	XXX	EACH	BETULA NIGRA 'HERITAGE'	RIVER BIRCH	3" CAL.	AS INDICATED	B&B	
CA BE	XXX	EACH	CARPINUS BETULUS 'FRANS FONTAINE'	EUROPEAN HORNBEAM	3" CAL.	AS INDICATED	B&B	MATCH SPECIMENS
PL AC	XXX	EACH	PLATANUS X ACERIFOLIA 'MORTON CIRCLE'	LONDON PLANETREE	3" CAL.	AS INDICATED	B&B	MATCH SPECIMENS
ORNAMENTAL TREES								
AM GR	XXX	EACH	AMELANCHIER X GRANDIFLORA 'AUTUMN BRILLIANCE'	SERVICEBERRY	7-8' HT.	AS INDICATED	B&B	MULTI-STEM
CE CA	XXX	EACH	CERCIS CANADENSIS	REDBUD	3" CAL.	AS INDICATED	B&B	
MA VI	XXX	EACH	MAGNOLIA VIRGINIANA	SWEETBAY MAGNOLIA	7-8' HT.	AS INDICATED	B&B	MULTI-STEM
EVERGREEN SHRUBS								
TH OC	XXX	EACH	THUJA OCCIDENTALIS	AMERICAN ARBORVITAE	6' HT.	AS INDICATED	B&B	
DECIDUOUS SHRUBS								
HY PA	XXX	EACH	HYDRANGEA PANICULATA 'LITTLE LIME'	LITTLE LIME HYDRANGEA	#3 GAL.	AS INDICATED	30" - 36" HT. CONT. MIN.	HEAVY / FULL
GROUNDCOVERS, PERENNIALS, AND TURF MIXES								
CA AC	XXX	EACH	CALAMAGROSTIS ACUTIFLORA 'KARL FOERSTER'	FEATHER REED GRASS	#1 GAL.	24" O.C.	CONT.	
LI MU	XXX	EACH	LIRIOPE MUSCARI 'BIG BLUE'	LILY TURF	#1 GAL.	15" O.C.	CONT.	
NE FA	XXX	EACH	NEPETA X FAASSENII 'WALKER'S LOW'	CATMINT	#1 GAL.	24" O.C.	CONT.	
PE AL	XXX	EACH	PENNISETUM ALOPECUROIDES 'HAMELN'	DWARF FOUNTAIN GRASS	#1 GAL.	24" O.C.	CONT.	
PE AT	XXX	EACH	PEROVSKIA ATRIPLICIFOLIA	RUSSIAN SAGE	#1 GAL.	15" O.C.	CONT.	
VI MI	XXX	EACH	VINCA MINOR	PERIWINKLE	#1/4 QUART	12" O.C.	CONT.	TRIANGULAR SPACING
	XXX	EACH	N/A	TURF SEED MIX	N/A	N/A	N/A	REFER SPECS.
	XXX	EACH	N/A	WILDFLOWER SEED MIX	N/A	N/A	N/A	REFER SPECS.
STORMWATER MANAGEMENT AREA / BIORETENTION PLANTINGS								
IL GL	XXX	EACH	ILEX GLABRA 'SHAMROCK'	INKBERRY HOLLY	#3 GAL.	AS INDICATED	18" - 24" HT. CONT. MIN.	HEAVY / FULL
PE AL	XXX	EACH	PENNISETUM ALOPECUROIDES 'HAMELN'	DWARF FOUNTAIN GRASS	#1 GAL.	24" O.C.	CONT.	
PA VI	XXX	EACH	PANICUM VIRGATUM 'SHENENDOAH'	RED SWITCHGRASS	#1 GAL.	36" O.C.	CONT.	
PE AT	XXX	EACH	PEROVSKIA ATRIPLICIFOLIA	RUSSIAN SAGE	#1 GAL.	15" O.C.	CONT.	

PLANTING PLAN	
	SEEDED LAWN - 12" IMPORTED TOPSOIL DEPTH
	SEEDED MEADOW - WILDFLOWER SEED MIX
	STORMWATER MANAGEMENT AREA / BIORETENTION PLANTINGS
	PERIWINKLE
	EVERGREEN / DECIDUOUS SHRUBS
	ORNAMENTAL TREE
	DECIDUOUS TREE
PLANTING NOTES	
<p>***ALL LAWN AND LANDSCAPE BEDS TO BE HAVE A COMPLETE IRRIGATION SYSTEM COMPRISED OF SPRAY/ROTOR HEADS AND SUB-SURFACE DRIP.</p> <p>MULTI-ZONE SYSTEM DESIGNED TO SUPPORT BOTH TREES AND PERENNIALS. SYSTEM TO INCLUDE CONTROLLER CAPABLE OF USING INPUT FROM RAIN AND MOISTURE SENSORS AS WELL AS LOCAL WEATHER DATA.</p> <p>MAINLINE TO EXTEND FROM ROOM WITHIN BUILDING***</p>	

Consultant: EWINGCOLE

CONSULTANTS
CIVIL SITE ENGINEERS
5910 E. CALVERT ROAD
FLOOR 2000
Baltimore, MD 21208
Phone: 410-528-1000
Fax: 410-528-1001

LAND PLANNERS & LANDSCAPE ARCHITECTS:
WAF
405 East Lister Alley
Columbia, MD 21046
Phone: 410-321-2700

STRUCTURAL ENGINEERS:
FABRY ARCHITECTS, INC.
815 Light Street
Baltimore, MD 21202
Phone: 410-528-1000

MESPP ENGINEERS:
JENSEN ENGINEERING, INC.
8812 Forest Road
Hollywood, MD 21076
Phone: 410-321-1000

SUSTAINABILITY CONSULTANTS:
LOWE PARTNERSHIPS, LLC
1000 Light Street
Baltimore, MD 21202
Phone: 410-321-1000

KEY PLAN

PRINCIPAL
ANDY KNIGHT, PLA
PROJECT MANAGER
RICK ESPE, PLA

Professional Certification: I certify that these documents were prepared or approved by me, and that I am a duly licensed landscape architect under the laws of the State of Maryland.
License No: 01-4189 Expiration Date: 01/26/23

REVISIONS

NO. BY DESCRIPTION DATE



ALEXANDRIA
ALEXANDRIA REAL ESTATE EQUITIES, INC

9800 MEDICAL CENTER DRIVE
BUILDING E & PARKING DECK

ROCKVILLE, MD 20850

SITE PLAN AMENDMENT G:
81995045G
9800 MEDICAL CENTER DRIVE

SITE PLAN 81995045G

DEVELOPER'S CERTIFICATE

The Undersigned agrees to execute all the features of the Site Plan Approval No. 81995045G, including Approval Conditions, Development Program and Certified Site Plan.

Developer's Name: ARE-Maryland No.24, LLC. William DePippo
Company Contact Person

Address: 946 Clopper Road, Gaithersburg, MD 20878

Phone: 301-947-1770

Signature: _____

DRAWN BY _____ DB DATE 02-19-2021

PROJECT NO. _____ SCALE _____

DRAWING NAME _____

PLANTING LEGEND AND NOTES

FLOOR/SECTION/PHASE

DD

DRAWING NO.

L0.2